



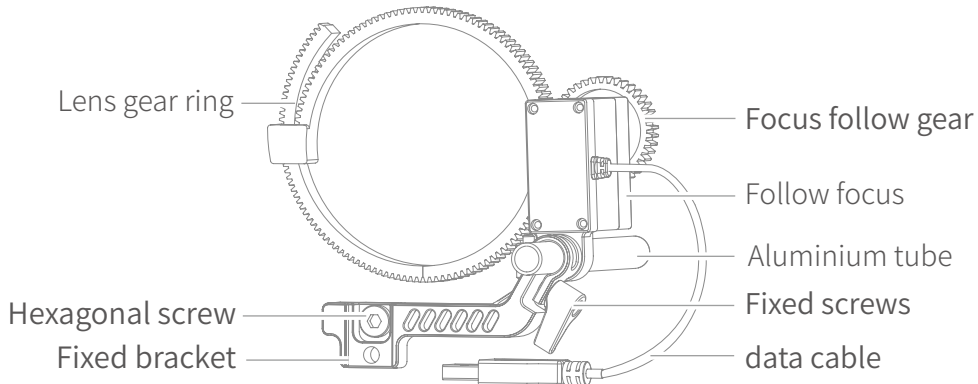
# AKFI

AK series Servo follow focus

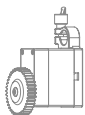
Guilin Feiyu Technology Incorporated Company

User Manual EN V1.0

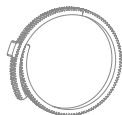
## 1 Product Overview



## 2 Configuration List



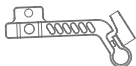
Follow focus  
X1



Lens gear ring  
X1



Hex key  
X1



Fixed bracket  
X1



Aluminium tube  
X1

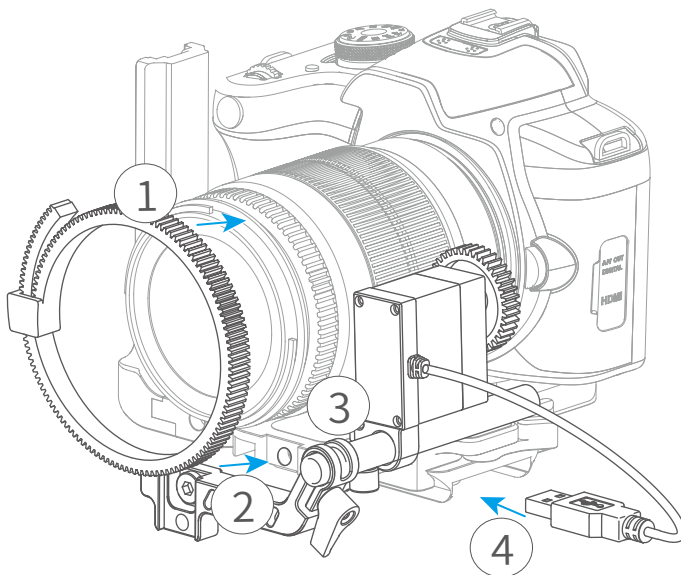


Hexagonal screw  
X1

\* It's subject to the actual product.

## 2 Installation

- ① Fit the lens gear ring around the lens focus ring and tighten it.
- ② Mount the fixed bracket onto the gimbal quick release plate and insert the aluminum tube (remove lens holder if needed)
- ③ Slide the follow focus on the aluminum tube and lock it with the knob. Adjust the position of the follow focus so the gears are properly engaged, then tighten the knob with hand.
- ④ Connect the USB cable to the AK series gimbal USB port and the installation is complete.

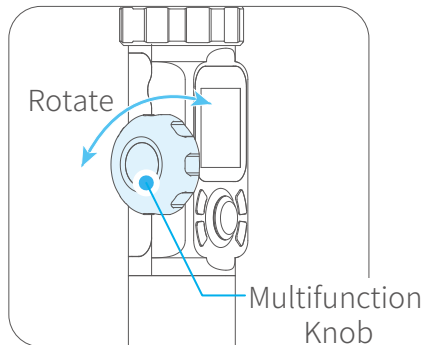


### 3 Using our gimbal to control the follow focus

(1)After installing the follow focus, please select the ‘Scroll Setting’ – ‘Camera ctrl’ – ‘AKFI’ .



(2)Tap the "Follow Focus/Zoom" in main page, and scroll the multifunction knob to control follow focus.



## Guilin Feiyu Technology Incorporated Company

**Website:** [www.feiyu-tech.com](http://www.feiyu-tech.com)

**E-mail:** [service@feiyu-tech.com](mailto:service@feiyu-tech.com)

**Tel:** +86(0)773 2320865

Due to software and hardware improvements, your actual product might differ from the descriptions and pictures in this user manual. You can get the latest user manual from the official website.

For more information, please visit our official website



### DISCLAIMER

Prohibit any user for any illegal purpose. Users will be responsible for all behaviors of purchase and use products.

The Company assumes no liability for any risks related to or resulting from the debug and use of this product (including the direct, indirect or third-party losses).

For any unknown sources of using, we will not be at any services.

The updating and changes of product firmware and program may cause changes in function descriptions in this user manual, please read the instructions carefully before upgrading the firmware and use the corresponding user manual.

You can get the latest user manual from the official website: [www.feiyu-tech.com](http://www.feiyu-tech.com)

FeiyuTech reserves the right to amend this manual and the terms and conditions of use the gimbal at any time.